

Florida State University
2015 Fall

Course: LIS4910-0002 : INFO TECH PROJECT

Instructor: Hengyi Fu

1 - The course materials helped me understand the subject matter.					
Response Option	Weight	Frequency	Percentage	Percent Responses	Mean
Strongly Agree	(5)	8	40.00%		4.15
Agree	(4)	9	45.00%		
Neutral	(3)	1	5.00%		
Disagree	(2)	2	10.00%		
Strongly Disagree	(1)	0	0.00%		
				0 25 50 75 100	Question
Response Rate		Mean	STD	Median	
20/21 (95.24%)		4.15	0.93	4.00	

2 - The work required of me was appropriate based on course objectives.					
Response Option	Weight	Frequency	Percentage	Percent Responses	Mean
Strongly Agree	(5)	11	55.00%		4.25
Agree	(4)	5	25.00%		
Neutral	(3)	2	10.00%		
Disagree	(2)	2	10.00%		
Strongly Disagree	(1)	0	0.00%		
				0 25 50 75 100	Question
Response Rate		Mean	STD	Median	
20/21 (95.24%)		4.25	1.02	5.00	

3 - The tests, project, etc. accurately measured what I learned in this course.					
Response Option	Weight	Frequency	Percentage	Percent Responses	Mean
Strongly Agree	(5)	8	40.00%		4.00
Agree	(4)	7	35.00%		
Neutral	(3)	2	10.00%		
Disagree	(2)	3	15.00%		
Strongly Disagree	(1)	0	0.00%		
				0 25 50 75 100	Question
Response Rate		Mean	STD	Median	
20/21 (95.24%)		4.00	1.08	4.00	

4 - This course encouraged me to think critically.					
Response Option	Weight	Frequency	Percentage	Percent Responses	Mean
Strongly Agree	(5)	10	50.00%		4.20
Agree	(4)	6	30.00%		
Neutral	(3)	3	15.00%		
Disagree	(2)	0	0.00%		
Strongly Disagree	(1)	1	5.00%		
				0 25 50 75 100	Question
Response Rate		Mean	STD	Median	
20/21 (95.24%)		4.20	1.06	4.50	

Florida State University
2015 Fall

Course: LIS4910-0002 : INFO TECH PROJECT

Instructor: Hengyi Fu

5 - I learned a great deal in this course.					
Response Option	Weight	Frequency	Percentage	Percent Responses	Mean
Strongly Agree	(5)	8	40.00%		4.05
Agree	(4)	8	40.00%		
Neutral	(3)	2	10.00%		
Disagree	(2)	1	5.00%		
Strongly Disagree	(1)	1	5.00%		
				0 25 50 75 100	Question
Response Rate	Mean	STD	Median		
20/21 (95.24%)	4.05	1.10	4.00		

6 - Instructor(s) provided clear expectations for the course.					
Response Option	Weight	Frequency	Percentage	Percent Responses	Mean
Strongly Agree	(5)	11	55.00%		4.35
Agree	(4)	6	30.00%		
Neutral	(3)	2	10.00%		
Disagree	(2)	1	5.00%		
Strongly Disagree	(1)	0	0.00%		
				0 25 50 75 100	Question
Response Rate	Mean	STD	Median		
20/21 (95.24%)	4.35	0.88	5.00		

7 - Instructor(s) communicated effectively.					
Response Option	Weight	Frequency	Percentage	Percent Responses	Mean
Strongly Agree	(5)	10	50.00%		4.20
Agree	(4)	5	25.00%		
Neutral	(3)	4	20.00%		
Disagree	(2)	1	5.00%		
Strongly Disagree	(1)	0	0.00%		
				0 25 50 75 100	Question
Response Rate	Mean	STD	Median		
20/21 (95.24%)	4.20	0.95	4.50		

8 - Instructor(s) stimulated my interest in the subject matter.					
Response Option	Weight	Frequency	Percentage	Percent Responses	Mean
Strongly Agree	(5)	7	35.00%		3.90
Agree	(4)	6	30.00%		
Neutral	(3)	5	25.00%		
Disagree	(2)	2	10.00%		
Strongly Disagree	(1)	0	0.00%		
				0 25 50 75 100	Question
Response Rate	Mean	STD	Median		
20/21 (95.24%)	3.90	1.02	4.00		

Florida State University
2015 Fall

Course: LIS4910-0002 : INFO TECH PROJECT

Instructor: Hengyi Fu

9 - Instructor(s) provided helpful feedback on my work.					
Response Option	Weight	Frequency	Percentage	Percent Responses	Mean
Strongly Agree	(5)	10	50.00%		4.30
Agree	(4)	7	35.00%		
Neutral	(3)	2	10.00%		
Disagree	(2)	1	5.00%		
Strongly Disagree	(1)	0	0.00%		
				0 25 50 75 100	Question
Response Rate		Mean	STD	Median	
20/21 (95.24%)		4.30	0.86	4.50	

10 - Instructor(s) demonstrated respect for students.					
Response Option	Weight	Frequency	Percentage	Percent Responses	Mean
Strongly Agree	(5)	12	63.16%		4.47
Agree	(4)	4	21.05%		
Neutral	(3)	3	15.79%		
Disagree	(2)	0	0.00%		
Strongly Disagree	(1)	0	0.00%		
				0 25 50 75 100	Question
Response Rate		Mean	STD	Median	
19/21 (90.48%)		4.47	0.77	5.00	






11 - Instructor(s) demonstrated mastery of the subject matter.					
Response Option	Weight	Frequency	Percentage	Percent Responses	Mean
Strongly Agree	(5)	10	50.00%		4.35
Agree	(4)	7	35.00%		
Neutral	(3)	3	15.00%		
Disagree	(2)	0	0.00%		
Strongly Disagree	(1)	0	0.00%		
				0 25 50 75 100	Question
Response Rate		Mean	STD	Median	
20/21 (95.24%)		4.35	0.75	4.50	

12 - Overall course content rating.					
Response Option	Weight	Frequency	Percentage	Percent Responses	Mean
Excellent	(5)	6	30.00%		3.90
Above Satisfactory	(4)	8	40.00%		
Satisfactory	(3)	4	20.00%		
Below Satisfactory	(2)	2	10.00%		
Poor	(1)	0	0.00%		
				0 25 50 75 100	Question
Response Rate		Mean	STD	Median	
20/21 (95.24%)		3.90	0.97	4.00	

Florida State University
2015 Fall

Course: LIS4910-0002 : INFO TECH PROJECT

Instructor: Hengyi Fu

13 - Overall rating for Instructor(s)					
Response Option	Weight	Frequency	Percentage	Percent Responses	Mean
Excellent	(5)	11	55.00%		
Above Satisfactory	(4)	6	30.00%		
Satisfactory	(3)	2	10.00%		
Below Satisfactory	(2)	1	5.00%		
Poor	(1)	0	0.00%		
				0 25 50 75 100	Question
Response Rate	Mean	STD	Median		
20/21 (95.24%)	4.35	0.88	5.00		

Florida State University
2016 Spring

Course: LIS2780-0002 : DATABASE CONCEPTS

Instructor: Hengyi Fu

1 - The course materials helped me understand the subject matter.					
Response Option	Weight	Frequency	Percentage	Percent Responses	Mean
Strongly Agree	(5)	15	34.88%		3.91
Agree	(4)	16	37.21%		
Neutral	(3)	6	13.95%		
Disagree	(2)	5	11.63%		
Strongly Disagree	(1)	1	2.33%		
				0 25 50 75 100	Question
Response Rate		Mean	STD	Median	
43/48 (89.58%)		3.91	1.09	4.00	

2 - The work required of me was appropriate based on course objectives.					
Response Option	Weight	Frequency	Percentage	Percent Responses	Mean
Strongly Agree	(5)	18	41.86%		4.26
Agree	(4)	19	44.19%		
Neutral	(3)	5	11.63%		
Disagree	(2)	1	2.33%		
Strongly Disagree	(1)	0	0.00%		
				0 25 50 75 100	Question
Response Rate		Mean	STD	Median	
43/48 (89.58%)		4.26	0.76	4.00	

3 - The tests, project, etc. accurately measured what I learned in this course.					
Response Option	Weight	Frequency	Percentage	Percent Responses	Mean
Strongly Agree	(5)	16	37.21%		4.02
Agree	(4)	15	34.88%		
Neutral	(3)	9	20.93%		
Disagree	(2)	3	6.98%		
Strongly Disagree	(1)	0	0.00%		
				0 25 50 75 100	Question
Response Rate		Mean	STD	Median	
43/48 (89.58%)		4.02	0.94	4.00	

4 - This course encouraged me to think critically.					
Response Option	Weight	Frequency	Percentage	Percent Responses	Mean
Strongly Agree	(5)	12	27.91%		3.81
Agree	(4)	18	41.86%		
Neutral	(3)	7	16.28%		
Disagree	(2)	5	11.63%		
Strongly Disagree	(1)	1	2.33%		
				0 25 50 75 100	Question
Response Rate		Mean	STD	Median	
43/48 (89.58%)		3.81	1.05	4.00	

Florida State University
2016 Spring

Course: LIS2780-0002 : DATABASE CONCEPTS

Instructor: Hengyi Fu

5 - I learned a great deal in this course.					
Response Option	Weight	Frequency	Percentage	Percent Responses	Mean
Strongly Agree	(5)	13	30.95%		3.57
Agree	(4)	13	30.95%		
Neutral	(3)	5	11.90%		
Disagree	(2)	7	16.67%		
Strongly Disagree	(1)	4	9.52%		
				0 25 50 75 100	Question
Response Rate	Mean	STD	Median		
42/48 (87.5%)	3.57	1.35	4.00		

6 - Instructor(s) provided clear expectations for the course.					
Response Option	Weight	Frequency	Percentage	Percent Responses	Mean
Strongly Agree	(5)	16	38.10%		4.05
Agree	(4)	16	38.10%		
Neutral	(3)	7	16.67%		
Disagree	(2)	2	4.76%		
Strongly Disagree	(1)	1	2.38%		
				0 25 50 75 100	Question
Response Rate	Mean	STD	Median		
42/48 (87.5%)	4.05	0.99	4.00		

7 - Instructor(s) communicated effectively.					
Response Option	Weight	Frequency	Percentage	Percent Responses	Mean
Strongly Agree	(5)	12	27.91%		3.60
Agree	(4)	14	32.56%		
Neutral	(3)	8	18.60%		
Disagree	(2)	6	13.95%		
Strongly Disagree	(1)	3	6.98%		
				0 25 50 75 100	Question
Response Rate	Mean	STD	Median		
43/48 (89.58%)	3.60	1.24	4.00		

8 - Instructor(s) stimulated my interest in the subject matter.					
Response Option	Weight	Frequency	Percentage	Percent Responses	Mean
Strongly Agree	(5)	13	30.23%		3.53
Agree	(4)	11	25.58%		
Neutral	(3)	9	20.93%		
Disagree	(2)	6	13.95%		
Strongly Disagree	(1)	4	9.30%		
				0 25 50 75 100	Question
Response Rate	Mean	STD	Median		
43/48 (89.58%)	3.53	1.32	4.00		

Florida State University
2016 Spring

Course: LIS2780-0002 : DATABASE CONCEPTS

Instructor: Hengyi Fu

9 - Instructor(s) provided helpful feedback on my work.					
Response Option	Weight	Frequency	Percentage	Percent Responses	Mean
Strongly Agree	(5)	16	37.21%		4.05
Agree	(4)	16	37.21%		
Neutral	(3)	8	18.60%		
Disagree	(2)	3	6.98%		
Strongly Disagree	(1)	0	0.00%		
				0 25 50 75 100	Question
Response Rate	Mean	STD	Median		
43/48 (89.58%)	4.05	0.92	4.00		

10 - Instructor(s) demonstrated respect for students.					
Response Option	Weight	Frequency	Percentage	Percent Responses	Mean
Strongly Agree	(5)	26	60.47%		4.56
Agree	(4)	15	34.88%		
Neutral	(3)	2	4.65%		
Disagree	(2)	0	0.00%		
Strongly Disagree	(1)	0	0.00%		
				0 25 50 75 100	Question
Response Rate	Mean	STD	Median		
43/48 (89.58%)	4.56	0.59	5.00		






11 - Instructor(s) demonstrated mastery of the subject matter.					
Response Option	Weight	Frequency	Percentage	Percent Responses	Mean
Strongly Agree	(5)	21	48.84%		4.26
Agree	(4)	14	32.56%		
Neutral	(3)	6	13.95%		
Disagree	(2)	2	4.65%		
Strongly Disagree	(1)	0	0.00%		
				0 25 50 75 100	Question
Response Rate	Mean	STD	Median		
43/48 (89.58%)	4.26	0.88	4.00		

12 - Overall course content rating.					
Response Option	Weight	Frequency	Percentage	Percent Responses	Mean
Excellent	(5)	15	34.88%		3.84
Above Satisfactory	(4)	12	27.91%		
Satisfactory	(3)	10	23.26%		
Below Satisfactory	(2)	6	13.95%		
Poor	(1)	0	0.00%		
				0 25 50 75 100	Question
Response Rate	Mean	STD	Median		
43/48 (89.58%)	3.84	1.07	4.00		

Florida State University
2016 Spring

Course: LIS2780-0002 : DATABASE CONCEPTS

Instructor: Hengyi Fu

13 - Overall rating for Instructor(s)					
Response Option	Weight	Frequency	Percentage	Percent Responses	Mean
Excellent	(5)	19	46.34%		3.93 
Above Satisfactory	(4)	8	19.51%		
Satisfactory	(3)	6	14.63%		
Below Satisfactory	(2)	8	19.51%		
Poor	(1)	0	0.00%		
				0 25 50 75 100	Question
Response Rate	Mean	STD	Median		
41/48 (85.42%)	3.93	1.19	4.00		

Florida State University
2016 Summer

Course: LIS2780-0001 : DATABASE CONCEPTS

Instructor: Hengyi Fu

1 - The course materials helped me understand the subject matter.					
Response Option	Weight	Frequency	Percentage	Percent Responses	Mean
Strongly Agree	(5)	7	31.82%		3.91
Agree	(4)	9	40.91%		
Neutral	(3)	4	18.18%		
Disagree	(2)	1	4.55%		
Strongly Disagree	(1)	1	4.55%		
				0 25 50 75 100	Question
Response Rate	Mean	STD	Median		
22/32 (68.75%)	3.91	1.06	4.00		

2 - The work required of me was appropriate based on course objectives.					
Response Option	Weight	Frequency	Percentage	Percent Responses	Mean
Strongly Agree	(5)	9	40.91%		4.27
Agree	(4)	11	50.00%		
Neutral	(3)	1	4.55%		
Disagree	(2)	1	4.55%		
Strongly Disagree	(1)	0	0.00%		
				0 25 50 75 100	Question
Response Rate	Mean	STD	Median		
22/32 (68.75%)	4.27	0.77	4.00		

3 - The tests, project, etc. accurately measured what I learned in this course.					
Response Option	Weight	Frequency	Percentage	Percent Responses	Mean
Strongly Agree	(5)	9	40.91%		4.27
Agree	(4)	10	45.45%		
Neutral	(3)	3	13.64%		
Disagree	(2)	0	0.00%		
Strongly Disagree	(1)	0	0.00%		
				0 25 50 75 100	Question
Response Rate	Mean	STD	Median		
22/32 (68.75%)	4.27	0.70	4.00		

4 - This course encouraged me to think critically.					
Response Option	Weight	Frequency	Percentage	Percent Responses	Mean
Strongly Agree	(5)	8	40.00%		4.05
Agree	(4)	8	40.00%		
Neutral	(3)	2	10.00%		
Disagree	(2)	1	5.00%		
Strongly Disagree	(1)	1	5.00%		
				0 25 50 75 100	Question
Response Rate	Mean	STD	Median		
20/32 (62.5%)	4.05	1.10	4.00		

Florida State University

2016 Summer

Course: LIS2780-0001 : DATABASE CONCEPTS

Instructor: Hengyi Fu

5 - I learned a great deal in this course.					
Response Option	Weight	Frequency	Percentage	Percent Responses	Mean
Strongly Agree	(5)	5	23.81%		3.95
Agree	(4)	12	57.14%		
Neutral	(3)	3	14.29%		
Disagree	(2)	0	0.00%		
Strongly Disagree	(1)	1	4.76%		
				0 25 50 75 100	Question
Response Rate		Mean	STD	Median	
21/32 (65.62%)		3.95	0.92	4.00	

6 - Instructor(s) provided clear expectations for the course.					
Response Option	Weight	Frequency	Percentage	Percent Responses	Mean
Strongly Agree	(5)	9	42.86%		4.10
Agree	(4)	6	28.57%		
Neutral	(3)	5	23.81%		
Disagree	(2)	1	4.76%		
Strongly Disagree	(1)	0	0.00%		
				0 25 50 75 100	Question
Response Rate		Mean	STD	Median	
21/32 (65.62%)		4.10	0.94	4.00	

7 - Instructor(s) communicated effectively.					
Response Option	Weight	Frequency	Percentage	Percent Responses	Mean
Strongly Agree	(5)	4	18.18%		3.68
Agree	(4)	11	50.00%		
Neutral	(3)	4	18.18%		
Disagree	(2)	2	9.09%		
Strongly Disagree	(1)	1	4.55%		
				0 25 50 75 100	Question
Response Rate		Mean	STD	Median	
22/32 (68.75%)		3.68	1.04	4.00	

8 - Instructor(s) stimulated my interest in the subject matter.					
Response Option	Weight	Frequency	Percentage	Percent Responses	Mean
Strongly Agree	(5)	5	22.73%		3.45
Agree	(4)	7	31.82%		
Neutral	(3)	4	18.18%		
Disagree	(2)	5	22.73%		
Strongly Disagree	(1)	1	4.55%		
				0 25 50 75 100	Question
Response Rate		Mean	STD	Median	
22/32 (68.75%)		3.45	1.22	4.00	

Florida State University
2016 Summer

Course: LIS2780-0001 : DATABASE CONCEPTS

Instructor: Hengyi Fu

9 - Instructor(s) provided helpful feedback on my work.					
Response Option	Weight	Frequency	Percentage	Percent Responses	Mean
Strongly Agree	(5)	7	33.33%		3.81
Agree	(4)	7	33.33%		
Neutral	(3)	3	14.29%		
Disagree	(2)	4	19.05%		
Strongly Disagree	(1)	0	0.00%		
				0 25 50 75 100	Question
Response Rate	Mean	STD	Median		
21/32 (65.62%)	3.81	1.12	4.00		

10 - Instructor(s) demonstrated respect for students.					
Response Option	Weight	Frequency	Percentage	Percent Responses	Mean
Strongly Agree	(5)	13	59.09%		4.41
Agree	(4)	6	27.27%		
Neutral	(3)	2	9.09%		
Disagree	(2)	1	4.55%		
Strongly Disagree	(1)	0	0.00%		
				0 25 50 75 100	Question
Response Rate	Mean	STD	Median		
22/32 (68.75%)	4.41	0.85	5.00		







11 - Instructor(s) demonstrated mastery of the subject matter.					
Response Option	Weight	Frequency	Percentage	Percent Responses	Mean
Strongly Agree	(5)	12	54.55%		4.32
Agree	(4)	7	31.82%		
Neutral	(3)	1	4.55%		
Disagree	(2)	2	9.09%		
Strongly Disagree	(1)	0	0.00%		
				0 25 50 75 100	Question
Response Rate	Mean	STD	Median		
22/32 (68.75%)	4.32	0.95	5.00		

12 - Overall course content rating.					
Response Option	Weight	Frequency	Percentage	Percent Responses	Mean
Excellent	(5)	6	27.27%		3.64
Above Satisfactory	(4)	4	18.18%		
Satisfactory	(3)	11	50.00%		
Below Satisfactory	(2)	0	0.00%		
Poor	(1)	1	4.55%		
				0 25 50 75 100	Question
Response Rate	Mean	STD	Median		
22/32 (68.75%)	3.64	1.05	3.00		

Florida State University
2016 Summer

Course: LIS2780-0001 : DATABASE CONCEPTS

Instructor: Hengyi Fu

13 - Overall rating for Instructor(s)					
Response Option	Weight	Frequency	Percentage	Percent Responses	Mean
Excellent	(5)	6	27.27%		3.64 
Above Satisfactory	(4)	5	22.73%		
Satisfactory	(3)	9	40.91%		
Below Satisfactory	(2)	1	4.55%		
Poor	(1)	1	4.55%		
				0 25 50 75 100	Question
Response Rate	Mean	STD	Median		
22/32 (68.75%)	3.64	1.09	3.50		

Florida State University
2016 Fall

Course: LIS2780-0003 : DATABASE CONCEPTS

Instructor: Hengyi Fu

1 - The course materials helped me understand the subject matter.					
Response Option	Weight	Frequency	Percentage	Percent Responses	Mean
Strongly Agree	(5)	4	44.44%		4.00
Agree	(4)	2	22.22%		
Neutral	(3)	2	22.22%		
Disagree	(2)	1	11.11%		
Strongly Disagree	(1)	0	0.00%		
				0 25 50 75 100	Question
Response Rate		Mean	STD	Median	
9/17 (52.94%)		4.00	1.12	4.00	

2 - The work required of me was appropriate based on course objectives.					
Response Option	Weight	Frequency	Percentage	Percent Responses	Mean
Strongly Agree	(5)	5	55.56%		4.44
Agree	(4)	3	33.33%		
Neutral	(3)	1	11.11%		
Disagree	(2)	0	0.00%		
Strongly Disagree	(1)	0	0.00%		
				0 25 50 75 100	Question
Response Rate		Mean	STD	Median	
9/17 (52.94%)		4.44	0.73	5.00	

3 - The tests, project, etc. accurately measured what I learned in this course.					
Response Option	Weight	Frequency	Percentage	Percent Responses	Mean
Strongly Agree	(5)	5	55.56%		4.33
Agree	(4)	2	22.22%		
Neutral	(3)	2	22.22%		
Disagree	(2)	0	0.00%		
Strongly Disagree	(1)	0	0.00%		
				0 25 50 75 100	Question
Response Rate		Mean	STD	Median	
9/17 (52.94%)		4.33	0.87	5.00	

4 - This course encouraged me to think critically.					
Response Option	Weight	Frequency	Percentage	Percent Responses	Mean
Strongly Agree	(5)	4	44.44%		3.78
Agree	(4)	1	11.11%		
Neutral	(3)	2	22.22%		
Disagree	(2)	2	22.22%		
Strongly Disagree	(1)	0	0.00%		
				0 25 50 75 100	Question
Response Rate		Mean	STD	Median	
9/17 (52.94%)		3.78	1.30	4.00	

Florida State University
2016 Fall

Course: LIS2780-0003 : DATABASE CONCEPTS

Instructor: Hengyi Fu

5 - I learned a great deal in this course.					
Response Option	Weight	Frequency	Percentage	Percent Responses	Mean
Strongly Agree	(5)	4	44.44%		3.67
Agree	(4)	1	11.11%		
Neutral	(3)	1	11.11%		
Disagree	(2)	3	33.33%		
Strongly Disagree	(1)	0	0.00%		
				0 25 50 75 100	Question
Response Rate	Mean	STD	Median		
9/17 (52.94%)	3.67	1.41	4.00		

6 - Instructor(s) provided clear expectations for the course.					
Response Option	Weight	Frequency	Percentage	Percent Responses	Mean
Strongly Agree	(5)	3	33.33%		4.22
Agree	(4)	5	55.56%		
Neutral	(3)	1	11.11%		
Disagree	(2)	0	0.00%		
Strongly Disagree	(1)	0	0.00%		
				0 25 50 75 100	Question
Response Rate	Mean	STD	Median		
9/17 (52.94%)	4.22	0.67	4.00		

7 - Instructor(s) communicated effectively.					
Response Option	Weight	Frequency	Percentage	Percent Responses	Mean
Strongly Agree	(5)	3	33.33%		3.44
Agree	(4)	3	33.33%		
Neutral	(3)	0	0.00%		
Disagree	(2)	1	11.11%		
Strongly Disagree	(1)	2	22.22%		
				0 25 50 75 100	Question
Response Rate	Mean	STD	Median		
9/17 (52.94%)	3.44	1.67	4.00		

8 - Instructor(s) stimulated my interest in the subject matter.					
Response Option	Weight	Frequency	Percentage	Percent Responses	Mean
Strongly Agree	(5)	3	33.33%		3.78
Agree	(4)	3	33.33%		
Neutral	(3)	2	22.22%		
Disagree	(2)	0	0.00%		
Strongly Disagree	(1)	1	11.11%		
				0 25 50 75 100	Question
Response Rate	Mean	STD	Median		
9/17 (52.94%)	3.78	1.30	4.00		

Florida State University
2016 Fall

Course: LIS2780-0003 : DATABASE CONCEPTS

Instructor: Hengyi Fu

9 - Instructor(s) provided helpful feedback on my work.					
Response Option	Weight	Frequency	Percentage	Percent Responses	Mean
Strongly Agree	(5)	3	33.33%		4.22
Agree	(4)	5	55.56%		
Neutral	(3)	1	11.11%		
Disagree	(2)	0	0.00%		
Strongly Disagree	(1)	0	0.00%		
				0 25 50 75 100	Question
Response Rate	Mean	STD	Median		
9/17 (52.94%)	4.22	0.67	4.00		

10 - Instructor(s) demonstrated respect for students.					
Response Option	Weight	Frequency	Percentage	Percent Responses	Mean
Strongly Agree	(5)	7	77.78%		4.78
Agree	(4)	2	22.22%		
Neutral	(3)	0	0.00%		
Disagree	(2)	0	0.00%		
Strongly Disagree	(1)	0	0.00%		
				0 25 50 75 100	Question
Response Rate	Mean	STD	Median		
9/17 (52.94%)	4.78	0.44	5.00		





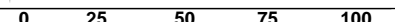
11 - Instructor(s) demonstrated mastery of the subject matter.					
Response Option	Weight	Frequency	Percentage	Percent Responses	Mean
Strongly Agree	(5)	6	66.67%		4.56
Agree	(4)	2	22.22%		
Neutral	(3)	1	11.11%		
Disagree	(2)	0	0.00%		
Strongly Disagree	(1)	0	0.00%		
				0 25 50 75 100	Question
Response Rate	Mean	STD	Median		
9/17 (52.94%)	4.56	0.73	5.00		

12 - Overall course content rating.					
Response Option	Weight	Frequency	Percentage	Percent Responses	Mean
Excellent	(5)	2	22.22%		3.78
Above Satisfactory	(4)	3	33.33%		
Satisfactory	(3)	4	44.44%		
Below Satisfactory	(2)	0	0.00%		
Poor	(1)	0	0.00%		
				0 25 50 75 100	Question
Response Rate	Mean	STD	Median		
9/17 (52.94%)	3.78	0.83	4.00		

Florida State University
2016 Fall

Course: LIS2780-0003 : DATABASE CONCEPTS

Instructor: Hengyi Fu

13 - Overall rating for Instructor(s)					
Response Option	Weight	Frequency	Percentage	Percent Responses	Mean
Excellent	(5)	4	44.44%		3.89
Above Satisfactory	(4)	1	11.11%		
Satisfactory	(3)	3	33.33%		
Below Satisfactory	(2)	1	11.11%		
Poor	(1)	0	0.00%		
				0 25 50 75 100	Question
Response Rate	Mean	STD	Median		
9/17 (52.94%)	3.89	1.17	4.00		

Florida State University
2017 Spring

Course: LIS2780-0002 : DATABASE CONCEPTS

Instructor: Hengyi Fu

1 - The course materials helped me understand the subject matter.					
Response Option	Weight	Frequency	Percentage	Percent Responses	Mean
Strongly Agree	(5)	8	33.33%		3.67
Agree	(4)	8	33.33%		
Neutral	(3)	2	8.33%		
Disagree	(2)	4	16.67%		
Strongly Disagree	(1)	2	8.33%		
				0 25 50 75 100	Question
Response Rate	Mean	STD	Median		
24/47 (51.06%)	3.67	1.34	4.00		

2 - The work required of me was appropriate based on course objectives.					
Response Option	Weight	Frequency	Percentage	Percent Responses	Mean
Strongly Agree	(5)	9	37.50%		4.04
Agree	(4)	10	41.67%		
Neutral	(3)	2	8.33%		
Disagree	(2)	3	12.50%		
Strongly Disagree	(1)	0	0.00%		
				0 25 50 75 100	Question
Response Rate	Mean	STD	Median		
24/47 (51.06%)	4.04	1.00	4.00		

3 - The tests, project, etc. accurately measured what I learned in this course.					
Response Option	Weight	Frequency	Percentage	Percent Responses	Mean
Strongly Agree	(5)	10	41.67%		4.04
Agree	(4)	9	37.50%		
Neutral	(3)	1	4.17%		
Disagree	(2)	4	16.67%		
Strongly Disagree	(1)	0	0.00%		
				0 25 50 75 100	Question
Response Rate	Mean	STD	Median		
24/47 (51.06%)	4.04	1.08	4.00		

4 - This course encouraged me to think critically.					
Response Option	Weight	Frequency	Percentage	Percent Responses	Mean
Strongly Agree	(5)	10	41.67%		3.92
Agree	(4)	8	33.33%		
Neutral	(3)	1	4.17%		
Disagree	(2)	4	16.67%		
Strongly Disagree	(1)	1	4.17%		
				0 25 50 75 100	Question
Response Rate	Mean	STD	Median		
24/47 (51.06%)	3.92	1.25	4.00		

Florida State University
2017 Spring

Course: LIS2780-0002 : DATABASE CONCEPTS

Instructor: Hengyi Fu

5 - I learned a great deal in this course.					
Response Option	Weight	Frequency	Percentage	Percent Responses	Mean
Strongly Agree	(5)	8	33.33%		3.83
Agree	(4)	9	37.50%		
Neutral	(3)	3	12.50%		
Disagree	(2)	3	12.50%		
Strongly Disagree	(1)	1	4.17%		
				0 25 50 75 100	Question
Response Rate	Mean	STD	Median		
24/47 (51.06%)	3.83	1.17	4.00		

6 - Instructor(s) provided clear expectations for the course.					
Response Option	Weight	Frequency	Percentage	Percent Responses	Mean
Strongly Agree	(5)	11	45.83%		4.00
Agree	(4)	6	25.00%		
Neutral	(3)	3	12.50%		
Disagree	(2)	4	16.67%		
Strongly Disagree	(1)	0	0.00%		
				0 25 50 75 100	Question
Response Rate	Mean	STD	Median		
24/47 (51.06%)	4.00	1.14	4.00		

7 - Instructor(s) communicated effectively.					
Response Option	Weight	Frequency	Percentage	Percent Responses	Mean
Strongly Agree	(5)	9	37.50%		3.75
Agree	(4)	7	29.17%		
Neutral	(3)	4	16.67%		
Disagree	(2)	1	4.17%		
Strongly Disagree	(1)	3	12.50%		
				0 25 50 75 100	Question
Response Rate	Mean	STD	Median		
24/47 (51.06%)	3.75	1.36	4.00		

8 - Instructor(s) stimulated my interest in the subject matter.					
Response Option	Weight	Frequency	Percentage	Percent Responses	Mean
Strongly Agree	(5)	8	34.78%		3.65
Agree	(4)	7	30.43%		
Neutral	(3)	3	13.04%		
Disagree	(2)	2	8.70%		
Strongly Disagree	(1)	3	13.04%		
				0 25 50 75 100	Question
Response Rate	Mean	STD	Median		
23/47 (48.94%)	3.65	1.40	4.00		

Florida State University
2017 Spring

Course: LIS2780-0002 : DATABASE CONCEPTS

Instructor: Hengyi Fu

9 - Instructor(s) provided helpful feedback on my work.					
Response Option	Weight	Frequency	Percentage	Percent Responses	Mean
Strongly Agree	(5)	11	45.83%		3.88
Agree	(4)	6	25.00%		
Neutral	(3)	3	12.50%		
Disagree	(2)	1	4.17%		
Strongly Disagree	(1)	3	12.50%		
				0 25 50 75 100	Question
Response Rate	Mean	STD	Median		
24/47 (51.06%)	3.88	1.39	4.00		

10 - Instructor(s) demonstrated respect for students.					
Response Option	Weight	Frequency	Percentage	Percent Responses	Mean
Strongly Agree	(5)	13	54.17%		4.29
Agree	(4)	7	29.17%		
Neutral	(3)	2	8.33%		
Disagree	(2)	2	8.33%		
Strongly Disagree	(1)	0	0.00%		
				0 25 50 75 100	Question
Response Rate	Mean	STD	Median		
24/47 (51.06%)	4.29	0.95	5.00		







11 - Instructor(s) demonstrated mastery of the subject matter.					
Response Option	Weight	Frequency	Percentage	Percent Responses	Mean
Strongly Agree	(5)	12	50.00%		4.29
Agree	(4)	9	37.50%		
Neutral	(3)	1	4.17%		
Disagree	(2)	2	8.33%		
Strongly Disagree	(1)	0	0.00%		
				0 25 50 75 100	Question
Response Rate	Mean	STD	Median		
24/47 (51.06%)	4.29	0.91	4.50		

12 - Overall course content rating.					
Response Option	Weight	Frequency	Percentage	Percent Responses	Mean
Excellent	(5)	6	25.00%		3.54
Above Satisfactory	(4)	7	29.17%		
Satisfactory	(3)	7	29.17%		
Below Satisfactory	(2)	2	8.33%		
Poor	(1)	2	8.33%		
				0 25 50 75 100	Question
Response Rate	Mean	STD	Median		
24/47 (51.06%)	3.54	1.22	4.00		

Florida State University
2017 Spring

Course: LIS2780-0002 : DATABASE CONCEPTS

Instructor: Hengyi Fu

13 - Overall rating for Instructor(s)					
Response Option	Weight	Frequency	Percentage	Percent Responses	Mean
Excellent	(5)	9	37.50%		3.67 
Above Satisfactory	(4)	4	16.67%		
Satisfactory	(3)	7	29.17%		
Below Satisfactory	(2)	2	8.33%		
Poor	(1)	2	8.33%		
				0 25 50 75 100	Question
Response Rate	Mean	STD	Median		
24/47 (51.06%)	3.67	1.31	4.00		

Florida State University
2017 Fall

Course: LIS2780-0002.fa17 : DATABASE CONCEPTS

Instructor: Hengyi Fu

1 - The course materials helped me understand the subject matter.					
Response Option	Weight	Frequency	Percentage	Percent Responses	Mean
Strongly Agree	(5)	11	47.83%		4.13
Agree	(4)	6	26.09%		
Neutral	(3)	4	17.39%		
Disagree	(2)	2	8.70%		
Strongly Disagree	(1)	0	0.00%		
				0 25 50 75 100	Question
Response Rate		Mean	STD	Median	
23/48 (47.92%)		4.13	1.01	4.00	

2 - The work required of me was appropriate based on course objectives.					
Response Option	Weight	Frequency	Percentage	Percent Responses	Mean
Strongly Agree	(5)	14	60.87%		4.43
Agree	(4)	5	21.74%		
Neutral	(3)	4	17.39%		
Disagree	(2)	0	0.00%		
Strongly Disagree	(1)	0	0.00%		
				0 25 50 75 100	Question
Response Rate		Mean	STD	Median	
23/48 (47.92%)		4.43	0.79	5.00	

3 - The tests, project, etc. accurately measured what I learned in this course.					
Response Option	Weight	Frequency	Percentage	Percent Responses	Mean
Strongly Agree	(5)	12	52.17%		4.30
Agree	(4)	7	30.43%		
Neutral	(3)	3	13.04%		
Disagree	(2)	1	4.35%		
Strongly Disagree	(1)	0	0.00%		
				0 25 50 75 100	Question
Response Rate		Mean	STD	Median	
23/48 (47.92%)		4.30	0.88	5.00	

4 - This course encouraged me to think critically.					
Response Option	Weight	Frequency	Percentage	Percent Responses	Mean
Strongly Agree	(5)	9	39.13%		3.78
Agree	(4)	6	26.09%		
Neutral	(3)	3	13.04%		
Disagree	(2)	4	17.39%		
Strongly Disagree	(1)	1	4.35%		
				0 25 50 75 100	Question
Response Rate		Mean	STD	Median	
23/48 (47.92%)		3.78	1.28	4.00	

Florida State University
2017 Fall

Course: LIS2780-0002.fa17 : DATABASE CONCEPTS

Instructor: Hengyi Fu

5 - I learned a great deal in this course.					
Response Option	Weight	Frequency	Percentage	Percent Responses	Mean
Strongly Agree	(5)	8	34.78%		3.61
Agree	(4)	5	21.74%		
Neutral	(3)	6	26.09%		
Disagree	(2)	1	4.35%		
Strongly Disagree	(1)	3	13.04%		
				0 25 50 75 100	Question
Response Rate	Mean	STD	Median		
23/48 (47.92%)	3.61	1.37	4.00		

6 - Instructor(s) provided clear expectations for the course.					
Response Option	Weight	Frequency	Percentage	Percent Responses	Mean
Strongly Agree	(5)	9	39.13%		4.17
Agree	(4)	10	43.48%		
Neutral	(3)	3	13.04%		
Disagree	(2)	1	4.35%		
Strongly Disagree	(1)	0	0.00%		
				0 25 50 75 100	Question
Response Rate	Mean	STD	Median		
23/48 (47.92%)	4.17	0.83	4.00		

7 - Instructor(s) communicated effectively.					
Response Option	Weight	Frequency	Percentage	Percent Responses	Mean
Strongly Agree	(5)	6	26.09%		3.52
Agree	(4)	7	30.43%		
Neutral	(3)	5	21.74%		
Disagree	(2)	3	13.04%		
Strongly Disagree	(1)	2	8.70%		
				0 25 50 75 100	Question
Response Rate	Mean	STD	Median		
23/48 (47.92%)	3.52	1.27	4.00		

8 - Instructor(s) stimulated my interest in the subject matter.					
Response Option	Weight	Frequency	Percentage	Percent Responses	Mean
Strongly Agree	(5)	5	22.73%		3.45
Agree	(4)	7	31.82%		
Neutral	(3)	3	13.64%		
Disagree	(2)	7	31.82%		
Strongly Disagree	(1)	0	0.00%		
				0 25 50 75 100	Question
Response Rate	Mean	STD	Median		
22/48 (45.83%)	3.45	1.18	4.00		

Florida State University
2017 Fall

Course: LIS2780-0002.fa17 : DATABASE CONCEPTS

Instructor: Hengyi Fu

9 - Instructor(s) provided helpful feedback on my work.					
Response Option	Weight	Frequency	Percentage	Percent Responses	Mean
Strongly Agree	(5)	10	45.45%		4.36
Agree	(4)	10	45.45%		
Neutral	(3)	2	9.09%		
Disagree	(2)	0	0.00%		
Strongly Disagree	(1)	0	0.00%		
				0 25 50 75 100	Question
Response Rate	Mean	STD	Median		
22/48 (45.83%)	4.36	0.66	4.00		

10 - Instructor(s) demonstrated respect for students.					
Response Option	Weight	Frequency	Percentage	Percent Responses	Mean
Strongly Agree	(5)	17	77.27%		4.77
Agree	(4)	5	22.73%		
Neutral	(3)	0	0.00%		
Disagree	(2)	0	0.00%		
Strongly Disagree	(1)	0	0.00%		
				0 25 50 75 100	Question
Response Rate	Mean	STD	Median		
22/48 (45.83%)	4.77	0.43	5.00		







11 - Instructor(s) demonstrated mastery of the subject matter.					
Response Option	Weight	Frequency	Percentage	Percent Responses	Mean
Strongly Agree	(5)	18	81.82%		4.82
Agree	(4)	4	18.18%		
Neutral	(3)	0	0.00%		
Disagree	(2)	0	0.00%		
Strongly Disagree	(1)	0	0.00%		
				0 25 50 75 100	Question
Response Rate	Mean	STD	Median		
22/48 (45.83%)	4.82	0.39	5.00		

12 - Overall course content rating.					
Response Option	Weight	Frequency	Percentage	Percent Responses	Mean
Excellent	(5)	6	27.27%		3.68
Above Satisfactory	(4)	7	31.82%		
Satisfactory	(3)	6	27.27%		
Below Satisfactory	(2)	2	9.09%		
Poor	(1)	1	4.55%		
				0 25 50 75 100	Question
Response Rate	Mean	STD	Median		
22/48 (45.83%)	3.68	1.13	4.00		

Florida State University
2017 Fall

Course: LIS2780-0002.fa17 : DATABASE CONCEPTS

Instructor: Hengyi Fu

13 - Overall rating for Instructor(s)					
Response Option	Weight	Frequency	Percentage	Percent Responses	Mean
Excellent	(5)	10	43.48%		3.87 
Above Satisfactory	(4)	4	17.39%		
Satisfactory	(3)	6	26.09%		
Below Satisfactory	(2)	2	8.70%		
Poor	(1)	1	4.35%		
				0 25 50 75 100	Question
Response Rate	Mean	STD	Median		
23/48 (47.92%)	3.87	1.22	4.00		

Florida State University
2018 Spring

Course: LIS2780-0002.sp18 : DATABASE CONCEPTS

Instructor: Hengyi Fu

1 - The course materials helped me understand the subject matter.					
Response Option	Weight	Frequency	Percentage	Percent Responses	Mean
Strongly Agree	(5)	10	25.64%		3.69
Agree	(4)	14	35.90%		
Neutral	(3)	10	25.64%		
Disagree	(2)	3	7.69%		
Strongly Disagree	(1)	2	5.13%		
				0 25 50 75 100	Question
Response Rate	Mean	STD	Median		
39/47 (82.98%)	3.69	1.10	4.00		

2 - The work required of me was appropriate based on course objectives.					
Response Option	Weight	Frequency	Percentage	Percent Responses	Mean
Strongly Agree	(5)	13	34.21%		3.92
Agree	(4)	14	36.84%		
Neutral	(3)	8	21.05%		
Disagree	(2)	1	2.63%		
Strongly Disagree	(1)	2	5.26%		
				0 25 50 75 100	Question
Response Rate	Mean	STD	Median		
38/47 (80.85%)	3.92	1.08	4.00		

3 - The tests, project, etc. accurately measured what I learned in this course.					
Response Option	Weight	Frequency	Percentage	Percent Responses	Mean
Strongly Agree	(5)	11	29.73%		3.84
Agree	(4)	14	37.84%		
Neutral	(3)	9	24.32%		
Disagree	(2)	1	2.70%		
Strongly Disagree	(1)	2	5.41%		
				0 25 50 75 100	Question
Response Rate	Mean	STD	Median		
37/47 (78.72%)	3.84	1.07	4.00		

4 - This course encouraged me to think critically.					
Response Option	Weight	Frequency	Percentage	Percent Responses	Mean
Strongly Agree	(5)	11	29.73%		3.68
Agree	(4)	10	27.03%		
Neutral	(3)	11	29.73%		
Disagree	(2)	3	8.11%		
Strongly Disagree	(1)	2	5.41%		
				0 25 50 75 100	Question
Response Rate	Mean	STD	Median		
37/47 (78.72%)	3.68	1.16	4.00		

Florida State University
2018 Spring

Course: LIS2780-0002.sp18 : DATABASE CONCEPTS

Instructor: Hengyi Fu

5 - I learned a great deal in this course.					
Response Option	Weight	Frequency	Percentage	Percent Responses	Mean
Strongly Agree	(5)	10	27.03%		3.68
Agree	(4)	13	35.14%		
Neutral	(3)	8	21.62%		
Disagree	(2)	4	10.81%		
Strongly Disagree	(1)	2	5.41%		
				0 25 50 75 100	Question
Response Rate	Mean	STD	Median		
37/47 (78.72%)	3.68	1.16	4.00		

6 - Instructor(s) provided clear expectations for the course.					
Response Option	Weight	Frequency	Percentage	Percent Responses	Mean
Strongly Agree	(5)	11	29.73%		3.84
Agree	(4)	13	35.14%		
Neutral	(3)	10	27.03%		
Disagree	(2)	2	5.41%		
Strongly Disagree	(1)	1	2.70%		
				0 25 50 75 100	Question
Response Rate	Mean	STD	Median		
37/47 (78.72%)	3.84	1.01	4.00		

7 - Instructor(s) communicated effectively.					
Response Option	Weight	Frequency	Percentage	Percent Responses	Mean
Strongly Agree	(5)	7	18.92%		3.49
Agree	(4)	11	29.73%		
Neutral	(3)	14	37.84%		
Disagree	(2)	3	8.11%		
Strongly Disagree	(1)	2	5.41%		
				0 25 50 75 100	Question
Response Rate	Mean	STD	Median		
37/47 (78.72%)	3.49	1.07	3.00		

8 - Instructor(s) stimulated my interest in the subject matter.					
Response Option	Weight	Frequency	Percentage	Percent Responses	Mean
Strongly Agree	(5)	9	24.32%		3.30
Agree	(4)	4	10.81%		
Neutral	(3)	16	43.24%		
Disagree	(2)	5	13.51%		
Strongly Disagree	(1)	3	8.11%		
				0 25 50 75 100	Question
Response Rate	Mean	STD	Median		
37/47 (78.72%)	3.30	1.22	3.00		

Florida State University
2018 Spring

Course: LIS2780-0002.sp18 : DATABASE CONCEPTS

Instructor: Hengyi Fu

9 - Instructor(s) provided helpful feedback on my work.					
Response Option	Weight	Frequency	Percentage	Percent Responses	Mean
Strongly Agree	(5)	8	22.86%		3.51
Agree	(4)	9	25.71%		
Neutral	(3)	13	37.14%		
Disagree	(2)	3	8.57%		
Strongly Disagree	(1)	2	5.71%		
				0 25 50 75 100	Question
Response Rate		Mean	STD	Median	
35/47 (74.47%)		3.51	1.12	3.00	

10 - Instructor(s) demonstrated respect for students.					
Response Option	Weight	Frequency	Percentage	Percent Responses	Mean
Strongly Agree	(5)	16	43.24%		4.16
Agree	(4)	12	32.43%		
Neutral	(3)	8	21.62%		
Disagree	(2)	1	2.70%		
Strongly Disagree	(1)	0	0.00%		
				0 25 50 75 100	Question
Response Rate		Mean	STD	Median	
37/47 (78.72%)		4.16	0.87	4.00	







11 - Instructor(s) demonstrated mastery of the subject matter.					
Response Option	Weight	Frequency	Percentage	Percent Responses	Mean
Strongly Agree	(5)	14	38.89%		4.22
Agree	(4)	18	50.00%		
Neutral	(3)	3	8.33%		
Disagree	(2)	0	0.00%		
Strongly Disagree	(1)	1	2.78%		
				0 25 50 75 100	Question
Response Rate		Mean	STD	Median	
36/47 (76.6%)		4.22	0.83	4.00	

12 - Overall course content rating.					
Response Option	Weight	Frequency	Percentage	Percent Responses	Mean
Excellent	(5)	8	22.22%		3.50
Above Satisfactory	(4)	7	19.44%		
Satisfactory	(3)	17	47.22%		
Below Satisfactory	(2)	3	8.33%		
Poor	(1)	1	2.78%		
				0 25 50 75 100	Question
Response Rate		Mean	STD	Median	
36/47 (76.6%)		3.50	1.03	3.00	

Florida State University
2018 Spring

Course: LIS2780-0002.sp18 : DATABASE CONCEPTS

Instructor: Hengyi Fu

13 - Overall rating for Instructor(s)					
Response Option	Weight	Frequency	Percentage	Percent Responses	Mean
Excellent	(5)	9	25.00%		3.50 
Above Satisfactory	(4)	6	16.67%		
Satisfactory	(3)	17	47.22%		
Below Satisfactory	(2)	2	5.56%		
Poor	(1)	2	5.56%		
				0 25 50 75 100	Question
Response Rate	Mean	STD	Median		
36/47 (76.6%)	3.50	1.11	3.00		